

W-Band Power Amplifier

WR-10/75-110GHz/30dB Gain/24dBm Psat

Model: TMPA-075110-3020-10

TMPA-075110-3020-10 is a W-Band power amplifier with a typical small signal gain of 30 dB and a typical Psat of 24 dBm across the frequency range of 75 to 110 GHz. The DC power requirement for the amplifier is +16 VDC. The input and output port configuration offers an inline structure with WR-10 waveguides and UG-387/U-M anticocking flanges.

Features:

- Frequency range: 75-110GHz
- Gain: 30dB Typ
- Output Power Psat: 24dBm Typ
- Good Power and Gain Flatness

Applications:

- Passive Imaging
- Communication Systems
- Radar Systems

Electrical Characteristics:

Parameter	Min	Typ	Max	Units
Frequency range	75		110	GHz
Small Signal Gain		30		dB
Output Psat		24		dBm
Input VSWR		3		:1
Output VSWR		1.5		:1
DC Voltage		16		V DC
DC Supply Current		180		mA

Mechanical Specifications:

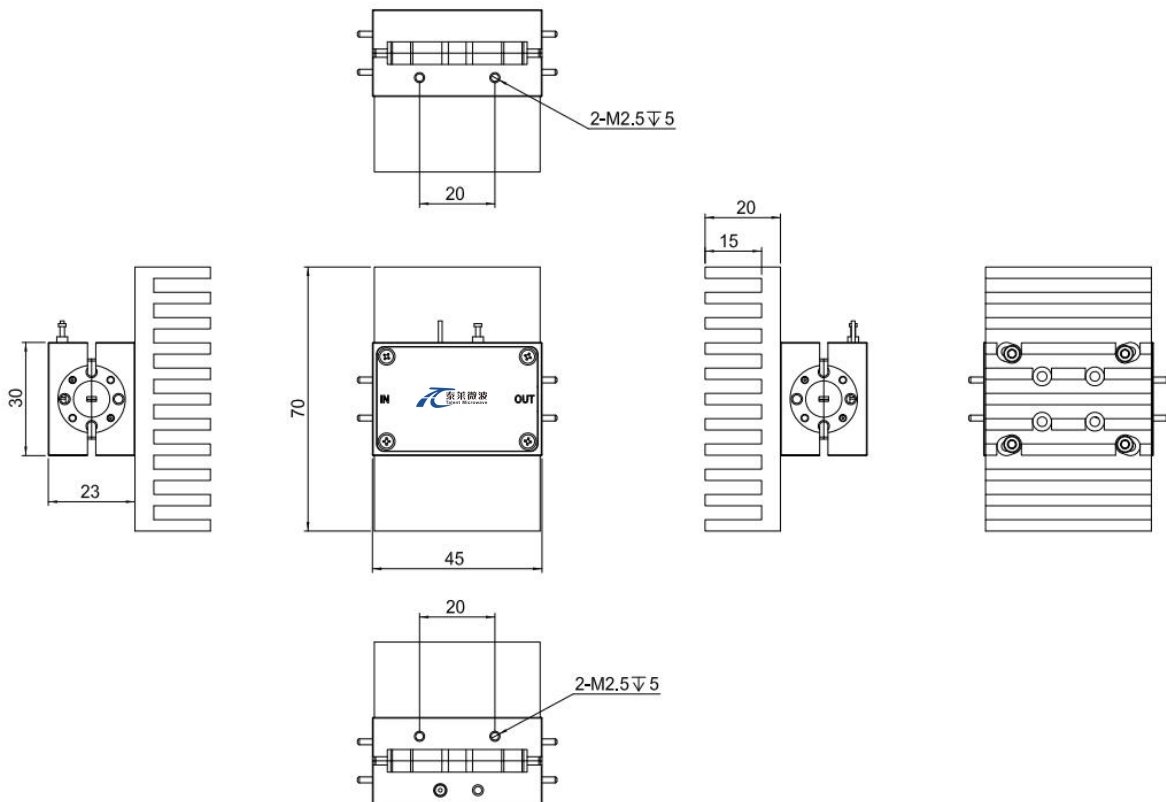
Parameter	Value	Units
Input /Output Connector	WR-10/UG-387/U	
DC Bias	Solder Pin	
Size	45*30*23(Without Heatsink) 45*70*43(With Heatsink)	mm

Absolute Maximum Ratings:

Parameter	Value
Supply Bias Voltage	+20 V
RF Input Power	+15 dBm
ESD sensitivity (HBm)	Class 0, passed 150V

Outline Drawing:

Unit:mm



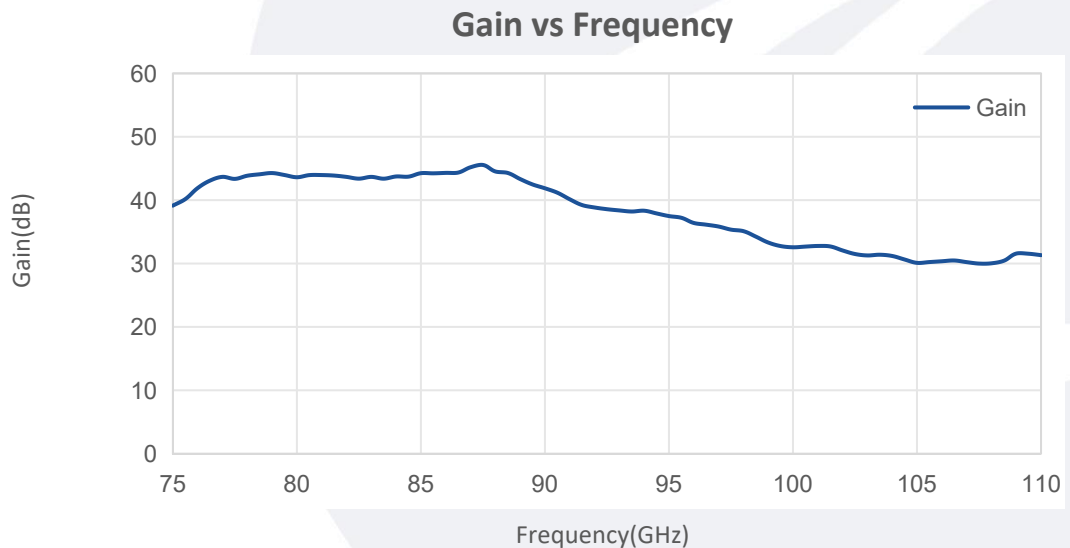
Environmental Conditions:

Parameter	Min	Typ	Max	Units
Operating Temperature	-10		+65	°C
Non-operating Temperature	-45		+85	°C
Relative humidity		95		%
Altitude	10,000			feet
Shock / Vibration(MIL-STD-810F)	25g rms (15 degree 2KHz) endurance, 1 hour per axis			
Shock(non operating)	20G for 11msc half sin wave,3 axis both directions			

Ordering Information:

Base Number	Description	Revision
TMPA-075110-3020-10	Power Amplifier, 75-110 GHz, Gain:30 dB Type, Psat:24 dBm Typ, +16V DC,WR-10,Without Heatsink	Rev.1.1
TMPA-075110-3020-10-HS	Power Amplifier, 75-110 GHz, Gain:30 dB Type, Psat:24 dBm Typ, +16V DC,WR-10,With Heatsink	Rev.1.1

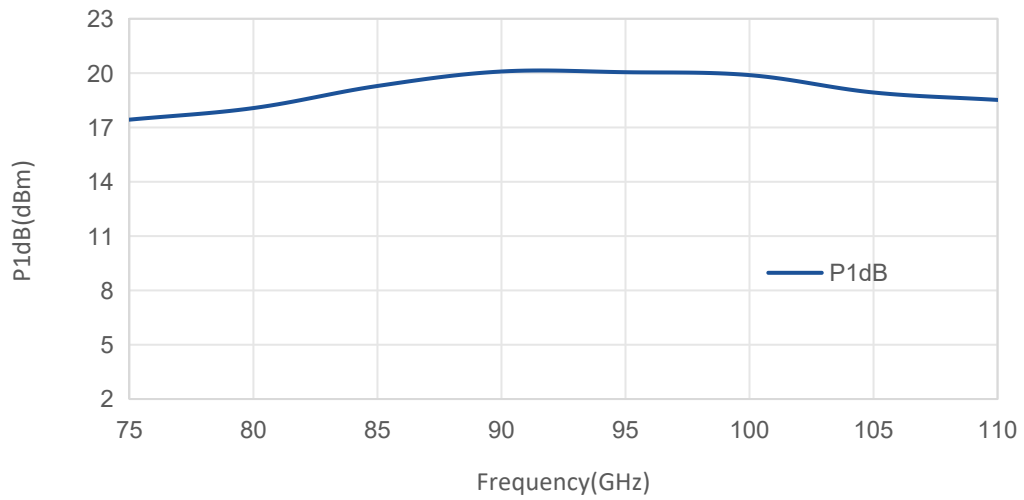
Typical Performance Data:



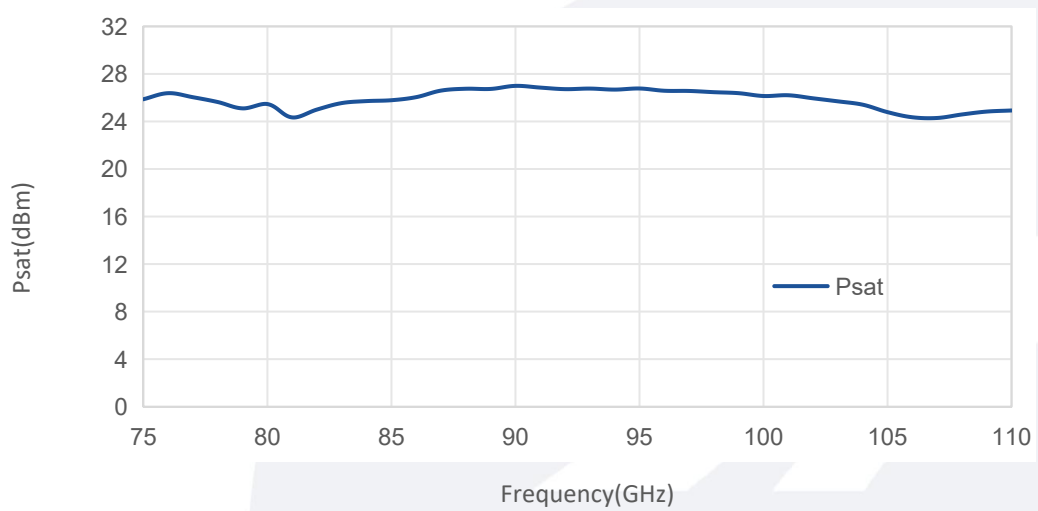
Note: Above data is for ref only, actual data may vary from unit to unit depending on operating environment and other factors like material lots etc.

Typical Performance Data:

P1dB vs Frequency



Psat vs Frequency



Note: Above data is for ref only, actual data may vary from unit to unit depending on operating environment and other factors like material lots etc..